



中文版：p.2-26

English ver.：p.27-51





測驗開始前，請勿亂動或踢掉電腦

線路，否將讓考試時間延宕，影響

整體試程，務必請同學配合。

The background features several abstract, organic shapes in a light beige or tan color. In the top left, there are two overlapping, rounded shapes. In the top right, there are several thin, curved, parallel lines. In the bottom left, there is a cluster of small, dark brown dots. In the bottom right, there is a large, irregular, light beige shape.

# 牛津英語線上分級測驗

*Oxford Online Placement Test (OOPT)*

# 牛津線上測驗網站與操作範例

1. 如需觀看操作範例，請前往主網站。
2. 在畫面左邊點選 Find out more。




## 考前準備

1. 手機請關閉。
2. 耳機請插在電腦主機上綠色孔洞。
3. 測試耳機及音量：可點牛津測驗首頁的 Flash 廣告 或 YouTube，測試完畢後，請關閉所有非考試頁面。
4. 身分證件請置於桌面號碼牌下方。



## 考試內容

1. 此份考卷大約 **45** 題，最長作答時間為 **77** 分鐘。
  2. 考卷分為兩部分：
    - 第一部分：Use of English (閱讀) – 大約 30 題 (包含：填充、選填與選擇)
    - 第二部分：Listening (聽力) – 大約 15 題 (請戴耳機)
- 

# 題型介紹 - Use of English

The screenshot shows a digital interface for a 'Use of English' exercise. At the top, a blue gear icon is on the left, and a timer displays '00:24'. A red arrow points to the timer with the text '本題作答倒數時限' (Time limit for answering this question). Below the timer is a progress bar. A red arrow points to the progress bar with the text '該單元作答進度' (Progress of answering this unit). The main area contains a conversation completion task. The instruction reads 'Select a word or phrase to complete each conversation.' The first speaker asks, 'Is your sister television?'. The second speaker replies, 'No, she is not.' Below the conversation, four options are provided: 'watch', 'watches', 'to watch', and 'watching'. A red box highlights these options, and a red arrow points to it with the text '點選下方選項作答' (Click the options below to answer). At the bottom right, a blue 'Next' button is visible. A red arrow points to it with the text '請按「next」' (Please click 'next'). The footer on the left reads '© Oxford University Press'.

00:24

本題作答倒數時限

Select a word or phrase to complete each conversation.

Is your sister television?

No, she is not.

watch watches to watch watching

點選下方選項作答

請按「next」

Next

© Oxford University Press

# 題型介紹 - Use of English

該單元作答進度



05:20

本題作答倒數時限

Complete the text. Write ONE word in each space.

John Jones lives in the United States with his wife, Mary. They have two children, Sally and Billy. Sally is ten years old, and Billy is five. The Jones family spends a lot of time together on the weekends. The family often goes to the park. There are so many things to do at the park. The children like to ride their bicycles. Their father, John, likes to take long walks. Their mother, Mary, likes to sit on a park bench and watch her husband and children enjoy themselves. Sometimes she takes a piece of bread to give to the birds.

請在空格內填入適當單字

請按「next」

Next



# 題型介紹 - Use of English

05:17

本題作答倒數時限

該單元作答進度

Read and choose the correct answers.

Hi Jack,

Thank  for your email. I am 17 years . I have  big family. I  with my parents and my brothers and sisters.

On the weekend my brothers play basketball  me. Sometimes we go to the movies.

Please  me soon,

Alex

live

lives

living

請按「next」

請依序選擇適當單字填入空格

Next

# 題型介紹-Listening

該單元作答進度

41:22

聽力部分作答倒數時限

Listen and choose the correct answer.

A man and a woman are talking about school.



0 of 2 play(s)

The woman will study ...

art.

math.

history.

science.

點選下方選項作答

請按「next」

Next

## 問題處理方式


1. 如遇停電、網路不順、或欲暫時離開，**請直接關掉頁面或登出**，**千萬不要按重新整理**。系統會自動儲存你目前已完成的題目、時間，不影響作答總時間。
2. 接續作答時，請用同一份的Username、Password 和 Organization ID，再次登入，題目會從上次未完成的那題開始。
3. 當你按下「Next」跳到下一題之後，便**無法回到上一題**，已完成的題目也無法重新修改。

## 注意!!

1. 留意螢幕上方的倒數時間，**在接近00:00時，請儘速作答完畢並送出評分。**
2. 時間到而未完成聽力測驗，聽力部分以零分計算！
3. 無論做了幾題，**未完成均是零分**！由遠端伺服器回報成績，無任何補救措施。



## 考試結束後

1. 回到登入頁面，利用學號及白板上密碼重新登入，查看成績。
  2. 借用之耳機，請**收妥於袋內**繳回。
  3. 帶走證件與個人物品，輕聲離開。
  4. 離開座位後，請保持安靜，勿在教室內或走廊高聲談論。
- 



# 如何看成績

1. 測驗結束後，關掉考試頁面，**回到登入畫面**。
2. 利用所給之帳號、密碼，重新登入測驗平台。
3. 點選 Results 標籤頁，查看成績。

OXFORD UNIVERSITY PRESS

Sign out

## Results

My Tests Results

Results

Select a test name to see your results. Refresh this screen or come back later.

Test	Group	Mode	Date set	Notes
Oxford Online Placement Test	202508_贈單4組	Test	28/08/2025 09:00	Whole test marked and complete

點選Oxford Online Placement Test標籤頁

My Tests

Results

Results - user user

back

Click to view the marked test, papers or parts.

download

print

Component	Score	Time taken	CEF	Note	Date taken	Status
Oxford Online Placement Test	0.5	00:03:28	Pre-A1 (Mid)		2025-08-28 06:35	Normal
Use of English:	0	00:02:49	Pre-A1 (High)	Hover over to view additional information...		
Listening:		00:00:39	Pre-A1 (Low)	Hover over to view additional information...		

此為本次測驗分數

註：若看不見成績，請稍等幾分鐘並重新登入查看。





# 成績單Email寄送樣本(不發送紙本)

成績單將於全部考生考完後，由系統寄送至個人email信箱。



oxfordenglishtesting.com

Report card for: SAMPLE STUDENT  
Organisation name: National Cheng Kung University  
Test title: A PLACEMENT TEST  
Date test taken: 16/01/2013

## Results:

### A PLACEMENT TEST

score	time taken	CEF	IELTS
70	00:14	B2	5-6

### Use of English

score	time taken	use of english
36	00:25	A2

### Listening

score	time taken	listening
104	00:49	C2

The scores shown above are the results of a placement test that you took recently. The score in the top line to the left is the mean of the score of Use of English (grammar and reading) and the score of Listening. The mean score makes up 70% of the term grade of Online Remedial English.

# 牛津線上分級測驗與模組課程說明

1. 本測驗成績請以「分數」對照下一頁表格的色塊欄位區分模組。

(紅色模組一、綠色模組二、藍色模組三)

2. 例如：OOPT測驗考83分，則落於綠色模組二，未來修課都必須選擇模組二的科目。

3. 模組不得任意更動，除非取得其他較高模組門檻的英檢成績，便可至外語中心辦公室申請變更較高模組，以便下次選課(但無法更改為較低模組)。

# CEFR與成功大學英語模組課程對照表

CEFR 與成功大學英語模組課程對照表 NCKU English Module Courses with their CEFR Alignments

114.06.03 113 學年度第 2 次通識教育委員會修正通過

對照模組 課程 (Modules)	牛津英語分級 檢定測驗 (OOPT)	托福 iBT (TOEFL)	托福 ITP (TOEFL)	新制多益 聽力閱讀 (TOEIC)	多益 口說寫作 (TOEIC SW)	全民英檢 (GEPT)		培力英檢 (BESTEP)		創德領思-職場英語 (Linguaskill Business)、 創德領思-實用英語 (Linguaskill General)		雅思 (IELTS)	劍橋大學英語能 力認證分級測驗 (Cambridge Main Suite)	劍橋大學國際 商務英語能力測 驗 (BULATS)
						聽力閱讀	口說寫作	聽力閱讀	口說寫作	聽力閱讀	口說寫作			
模組一 Module 1	0-60 分	0-71 分	0-542分	總分 0-780	總分 0-300	初級~中級初 試通過	初級~中級 複試通過	平均分數 30-99分	總分 240-550分	平均分數 100-159分	總分 200-318 分	2.0 -5.0級	Key (KET) Preliminary (PET)	0-59 分 (ALTE Level 1 and Level 2)
模組二 Module 2	61-89 分	72-82 分	543-626分	總分 785-855	總分 310-350	中高級初試 通過	中高級複試 通過	平均分數 100-129分	總分 560-650分	平均分數 160-179 分	總分 320-358 分	5.5-6.5級	First (FCE)	60-74 分 (ALTE Level 3)
模組三 Module 3	90分以上	83分以上	627分以上	總分 860以上	總分 360以上	高級~優級初 試通過	高級~優級 複試通過	平均分數 130分以上	總分 660-720 分	平均分數 180 分	總分 360 分	7.0級以上	Advanced (CAE) Proficiency (CPE)	75分以上 (ALTE Level 4 and Level 5)
英文 抵免/免修 門檻	2學分	90分以上	83 分以上	627 分以上	總分 330 分以上	中高級複試		平均分數 100分以上	總分 560 分以上	平均分數 160 分以上	總分 320 分以上	6.5 級以上	FCE	75 分以上
	4學分	110分以上	95 分以上	653 分以上	總分 380 分以上	高級初試		平均分數 130分以上	總分 660 分以上	平均分數 180 分	總分 360 分	7.0 級以上	CAE	90 分以上

備註：

- 113學年度(含)以前入學之學生，114學年度轉學生(尚未取得原校英文4學分，但持有英文檢定證明正本並分數符合本校抵免標準者)，抵免申請流程，標準及系統皆與免修相同，但抵免之英文課程學分，可直接計入畢業學分。
- 114 學年度起入學之大一新生，適用免修規定，須另修習領域通識或融合通識課程補足免修之英文課程學分。上述通識課程，若有任何選課疑問，請聯絡通識教育中心或所屬系辦。
- Students enrolled in or before the 2024-25 academic year, including 2025-26 academic year transfer students without 4 English credits from their previous school but holding valid English proficiency certificates meeting NCKU's exemption criteria, follow the same waiver application process and criteria as exemptions. Waived English credits count directly toward graduation.
- Students admitted in or after the 2025-26 academic year who are granted an English course exemption must complete the exempted credits in Area Courses or Comprehensive Courses offered by the Center of General Education. For any questions regarding these General Education courses, please contact the Center of General Education or your department office.
- 牛津英語分級檢定測驗(OOPT)僅作為申請分級組或英文免修/抵免之用，若欲以牛津英語分級檢定測驗(OOPT)作為其他英文能力證明，請自行審慎評估，外語中心恕不負責認證之責。  
The Oxford English Placement Test (OOPT) is only for course exemption with credit replacement or module registration. If you wish to use the score on OOPT as proof of your English proficiency, your discretion should be needed. The Foreign Language Center takes no responsibility for the validity.
- 托福ITP於110學年度起適用，托福ITP 是有效的。從 Aug. 1, 2021。
- 托福iBT於111學年度起適用，學生須同時考取多益口說及寫作測驗始得申請分級組或英文免修/抵免。僅考取單一項目者，無法辦理抵免組別及英文學分免修/抵免。  
TOEIC Speaking & Writing is effective from Aug. 1, 2022. Students who apply for course exemption with credit replacement or module registration with TOEIC speaking and writing tests must provide both speaking and writing test scores.
- 培力英檢(BESTEP)於112學年度起適用，若以培力英檢口說及寫作測驗申請分級組或英文免修/抵免，學生須同時考取培力英檢口說及寫作測驗，始得申請分級組或英文免修/抵免。僅考取單一項目者，無法辦理抵免組別及英文學分免修/抵免。  
BEST Test of English Proficiency is effective from Jan. 1, 2024. Students who apply for course exemption with credit replacement or module registration with Speaking & Writing test of BEST Test of English Proficiency must provide both speaking and writing test scores.
- 創德領思(Linguaskill)(包含Linguaskill Business創德領思-職場英語、Linguaskill General 創德領思-實用英語於112學年度起適用，若以創德領思口說及寫作測驗申請分級組或英文免修/抵免，學生須同時考取創德領思口說及寫作測驗，始得申請分級組或英文免修/抵免。僅考取單一項目者，無法辦理抵免組別及英文學分免修/抵免。  
Linguaskill Business and Linguaskill General are effective from Jan. 1, 2024. Students who apply for course exemption with credit replacement or module registration with Speaking & Writing test of Linguaskill Business or Linguaskill General must provide both speaking and writing test scores.




開始登入測驗

# 登入頁面

網址 : [www.oxfordenglishtesting.com](http://www.oxfordenglishtesting.com)

OXFORD  
UNIVERSITY PRESS

Register

  
**Sign in to your account**

Please sign in with your Oxford English Testing username and password or register for an account

Username

Password

☒ I have an organisation ID

Sign in

[Forgotten your username or password?](#)

# 查詢帳號密碼並登入測驗系統

請勾選「I have an organisation ID」、輸入帳密至 OOPT 考試頁面、

按 sign in 進入個人資料確認畫面。

請依監試人員指示操作，**勿超越步驟而提前進入測驗**。

學號

(英文字母小寫)

密碼

(請見白板)

The screenshot shows the 'Sign in to your account' page. At the top is a user icon. Below it is the title 'Sign in to your account'. A blue box contains the instruction: 'Please sign in with your Oxford English Testing username and password or register for an account'. There are two input fields: 'Username' and 'Password'. To the right of the 'Username' field, a callout box says '一律為 030376' with a red arrow pointing to the field. Below the input fields, there is a checkbox labeled 'I have an organisation ID' which is checked, and an 'Organisation ID' input field. At the bottom is a large blue 'Sign in' button. Below the button is a link: 'Forgotten your username or password?'.

Sign in to your account

Please sign in with your Oxford English Testing username and password or register for an account

Username

Username

Password

Password

☒ I have an organisation ID

Organisation ID

Sign in

Forgotten your username or password?



# 確認個人資訊

## Welcome to oxfordenglishtesting.com

Welcome to oxfordenglishtesting.com

Our [Privacy Policy](#) sets out how Oxford University Press handles your personal information, and your rights to object to your personal information being used for marketing to you or being processed as part of our business activities.

We will only use your personal information for providing you with this service.

Before **1** starting your placement test, please complete or confirm this information.

First name   
Last name   
Email

請確認資訊正確，再按儲存

請務必修改為你最常使用的Email，否則將無法收到測驗成績，並請留意信箱是否擋信

**2**

save

**3**

Cancel

OK

# My tests

[My Tests](#)
[Results](#)

## My tests

Click test name to start (Please note: Pop-ups are required to start the test)

### Status and results

If you have completed your test, and the status is still showing as 'In progress' refresh this page to see your status update. You will then see the message 'You currently do not have access to any tests'.

Alternatively, if a 'Results' tab is visible, navigate to the Results tab to see your status update and view your results. When your results are available the test will show as 'Whole test marked and complete'.

Test	Expiry date	Status
<a href="#">Oxford Online Placement Test</a>	02/09/2025 17:00	In progress

### Detailed tasks to be performed:

1) Browser compatibility **Success:** "Your browser meets the minimum requirements."

3) Resolution **Success:** "Your system screen resolution is supported."

點選考卷名稱，並允許快顯視窗，進入測驗。





本測驗為適性測驗，電腦會依據受測者答題對錯決定下一題難易度。本畫面選項僅決定測驗卷第一題難度，不影響測驗最終結果。



Please select your starting difficulty from the options below. The test will begin at this difficulty level, but will automatically adapt based on your performance as the test progresses:

Computer chooses for you

Low

Medium

High

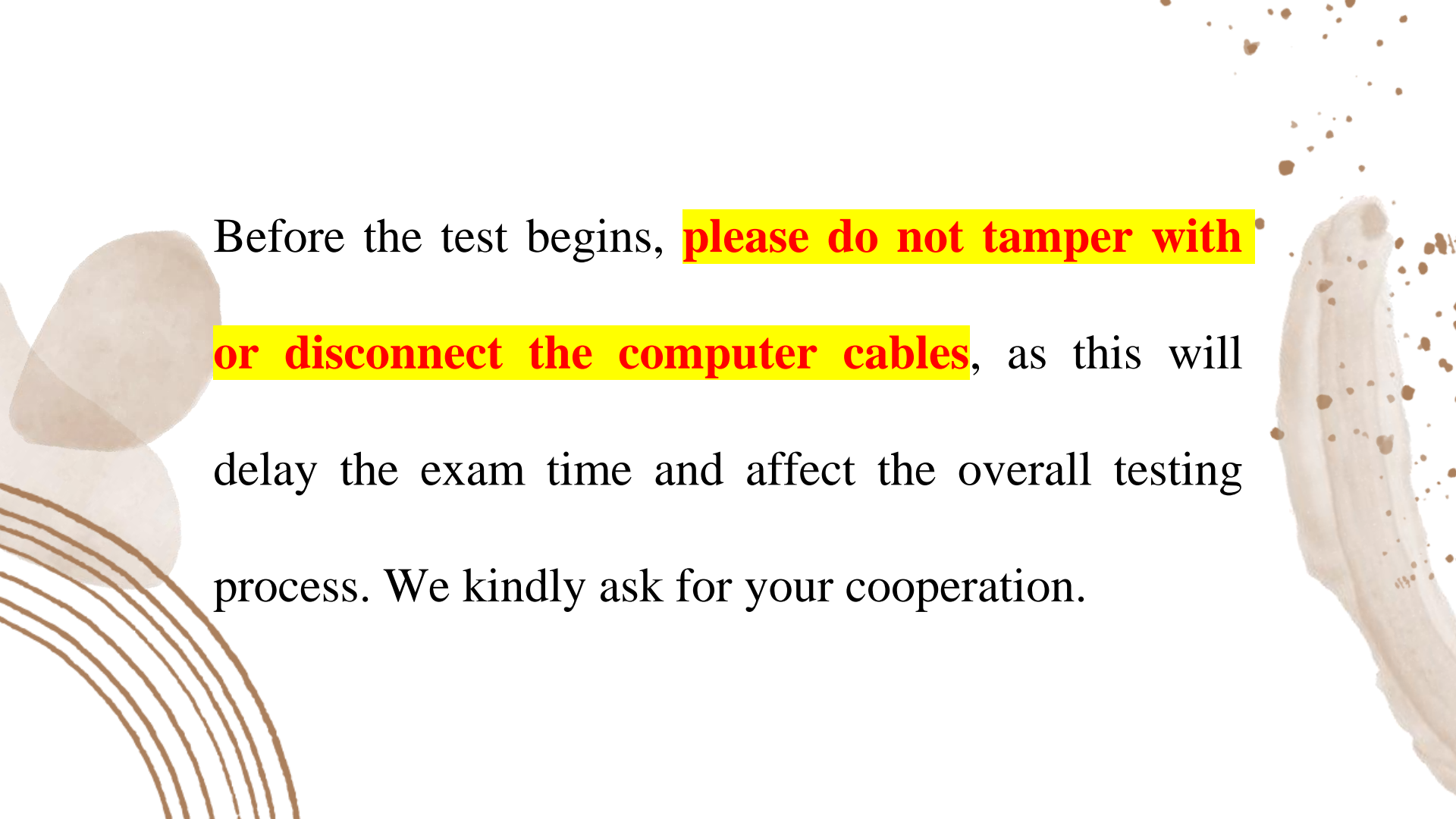
請選擇 “Computer chooses for you”

請進入測驗開始作答





祝考試順利！

The background features abstract, light brown watercolor-like shapes on the left and right sides. There are also numerous small, dark brown dots scattered across the upper right portion of the slide.


Before the test begins, **please do not tamper with or disconnect the computer cables**, as this will delay the exam time and affect the overall testing process. We kindly ask for your cooperation.



# **Oxford Online Placement Test (OOPT)**

# OOPT Website and Operation Examples

1. To view operation examples, please visit the main website.
2. Click "**Find out more**" on the left side of the screen.




# Pre-Exam Preparation

1. Please **turn off your phone**.
2. Plug your earphones into the **green port** on the computer main unit.
3. Test your earphones and volume: You can click the Flash ad on the Oxford Test homepage or YouTube.
4. After testing, please close all non-exam pages.
5. Place your **ID card** under the desk number plate.



## Exam Content

1. This test paper contains approximately 45 questions, with a maximum answering time of 77 minutes.
  2. The exam is divided into two parts:
    - Part One: Use of English (Reading) – Approximately 30 questions (including fill-in-the-blank, cloze, and multiple-choice)
    - Part Two: Listening – Approximately 15 questions (please wear earphones)
- 

# Question Type Introduction: Use of English

The screenshot shows a digital interface for a 'Use of English' question. At the top, a blue gear icon is on the left, and a timer displays '00:24'. Below the timer is a horizontal progress bar. The main instruction reads 'Select a word or phrase to complete each conversation.' The conversation involves a man asking 'Is your sister [ ] television?' and a woman replying 'No, she is not.' Below the question, four options are provided: 'watch', 'watches', 'to watch', and 'watching'. A 'Next' button is located at the bottom right. The interface is annotated with four red arrows and text boxes:

- Time Limit for Answering This Question**: Points to the '00:24' timer.
- Progress in This Section**: Points to the horizontal progress bar.
- Select an option below to answer**: Points to the list of four verb options.
- Please click "next"**: Points to the 'Next' button.

© Oxford University Press




# Question Type Introduction: Use of English

**Progress in This Section**



05:20



**Time Limit for Answering This Question**

Complete the text. Write ONE word in each space.

John Jones lives in the United States with his wife, Mary. They have two children, Sally and Billy. Sally is ten years old, and Billy is five. The Jones family spends a lot of time together on the weekends. The family often goes to the park. There are so many things to do at the park. The children like to ride their bicycles. Their father, John, likes to take long walks. Their mother, Mary, likes to sit on a park bench and watch her husband and children enjoy themselves. Sometimes she gives a piece of bread to give to the birds.



**Please fill in the appropriate word in the blank.**

**Please click "next"**



# Question Type Introduction: Use of English

**Progress in This Section**

The screenshot shows a language test interface. At the top, a timer displays '05:17'. A red arrow points to the timer with the text 'Time Limit for Answering This Question'. On the left, a red arrow points to a progress bar with the text 'Progress in This Section'. The main area contains a text passage with three blanks. Below the passage, a red box highlights three word options: 'live', 'lives', and 'living'. A red arrow points to this box with the text 'Please select the appropriate words in sequence to fill in the blanks.' At the bottom right, a red arrow points to a 'Next' button with the text 'Please click "next"'.

05:17

Time Limit for Answering This Question

Read and choose the correct answers.

Hi Jack,

Thank  for your email. I am 17 years . I have  big family. I  with my parents and my brothers and sisters.

On the weekend my brothers play basketball  me. Sometimes we go to the movies.

Please  me soon,

Alex

Next

Please select the appropriate words in sequence to fill in the blanks.

Please click "next"

# Question Type Introduction: Listening

**Progress in This Section**

**Listening Section Time  
Limit for Answering**

The screenshot shows a listening test interface. At the top, there is a timer displaying '41:22' in a dark blue box. To the left of the timer is a gear icon. Below the timer, a red arrow points to a key icon, which is part of a progress bar. The text 'Listen and choose the correct answer.' is displayed. Below this, a play button icon is shown next to the text 'A man and a woman are talking about school.' and '0 of 2 play(s)'. The question text 'The woman will study ...' is followed by four answer options: 'art.', 'math.', 'history.', and 'science.', each in a light blue box. A red rectangle highlights these options, with a red arrow pointing to them from below. At the bottom right, there is a blue button labeled 'Next'. A red arrow points to this button from the text 'Please click "next"'. The footer of the interface shows '© Oxford University Press'.

41:22

Listen and choose the correct answer.

A man and a woman are talking about school.

0 of 2 play(s)

The woman will study ...

art. math. history. science.

Next

© Oxford University Press

**Select an option  
below to answer**

**Please click "next"**

# Problem Handling Method

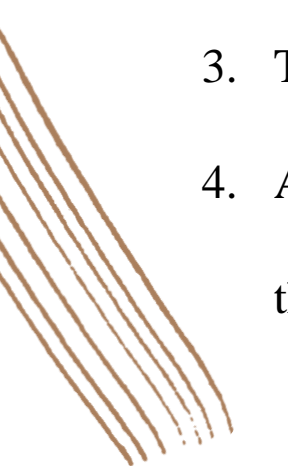
1. If you encounter a power outage, internet issues, or need to temporarily leave, please close the page or log out directly—**do not press refresh**. **The system will automatically save your currently completed questions and time, without affecting the total answering time.**
2. To resume answering, log in again using the same Username, Password, and Organization ID; the questions will start from the last unfinished one.
3. Once you click "Next" to move to the next question, you cannot return to the previous question, and completed questions cannot be modified.

# Attention!!

1. Please pay attention to the countdown timer at the top of the screen. **When it nears 00:00, please complete and submit your answers as quickly as possible.**
2. If the time runs out and the listening test is not completed, the listening section will be scored as zero!
3. Regardless of how many questions were attempted, **an incomplete test will result in a zero score!** Scores are reported by a remote server, and no remedial measures are available.



## After the Exam

1. Return to the login page, log in again using your student ID and the password on the whiteboard to check your score.
  2. Please **neatly pack the borrowed earphones** in the bag and return them.
  3. Take your ID and personal belongings, and leave quietly.
  4. After leaving your seat, please remain silent and avoid loud discussions in the classroom or hallway.
- 



# How to check scores

1. After the test ends, close the exam page and **return to the login screen**.
2. Log in again to the test platform using the provided username and password.
3. Click the "**Results**" tab to view your score.

The screenshot shows the Oxford University Press 'Results' page. At the top left is the Oxford University Press logo. At the top right is a 'Sign out' button. Below the logo is a dark blue header with the word 'Results' in white. Underneath the header is a navigation bar with two tabs: 'My Tests' and 'Results'. The 'Results' tab is highlighted with a red box, and a red arrow points to it from the text 'Click the "Results" tab'. Below the navigation bar is a section titled 'Results' with a sub-header 'Select a test name to see your results. Re...'. Below this is a table with columns: Test, Group, Mode, Date set, and Notes. The first row of the table is highlighted with a red box, and a red arrow points to it from the text 'Click the "Oxford Online Placement Test" tab'. The text in the first row is: 'Oxford Online Placement Test', '202508\_贈單4組', 'Test', '28/08/2025 09:00', and 'Whole test marked and complete'.

OXFORD  
UNIVERSITY PRESS

Sign out

## Results

My Tests Results

### Results

Select a test name to see your results. Re... r come back later.

Test	Group	Mode	Date set	Notes
Oxford Online Placement Test	202508_贈單4組	Test	28/08/2025 09:00	Whole test marked and complete



[My Tests](#)
[Results](#)

Results - user user

[back](#)

Click to view the marked test, papers or parts.

[download](#)
[print](#)

Component	Score	Time taken	CEF	Note	Date taken	Status
Oxford Online Placement Test	0.5	00:03:28	Pre-A1 (Mid)		2025-08-28 06:35	Normal
Use of English:	0	00:02:49	Pre-A1 (High)	Hover over to view additional information...		
Listening:	0	00:00:39	Pre-A1 (Low)	Hover over to view additional information...		



**This is your score for this test.**

**Note: If you cannot see your score, please wait a few minutes and log in again to check.**



# Score Report Email Sample (No Paper Copies Sent)

*The score report will be sent to your personal email inbox by the system after all candidates have completed the exam.*

			
Report card for:	SAMPLE STUDENT		
Organisation name:	National Cheng Kung University		
Test title:	A PLACEMENT TEST		
Date test taken:	16/01/2013		
<b>Results:</b>			
<b>A PLACEMENT TEST</b>			
score	time taken	CEF	IELTS
70	00:14	B2	5-6
<b>Use of English</b>			
score	time taken	use of english	
36	00:25	A2	
<b>Listening</b>			
score	time taken	listening	
104	00:49	C2	
<p>The scores shown above are the results of a placement test that you took recently. The score in the top line to the left is the mean of the score of Use of English (grammar and reading) and the score of Listening. The mean score makes up 70% of the term grade of Online Remedial English.</p>			

# Oxford Online Placement Test and Module Course Explanation

1. Please use your test score to match the color-coded sections in the table on the next page to determine your module. (Red Module One, Green Module Two, Blue Module Three)
2. For example: If you score 83 on the OOPT, you will be placed in Green Module Two, and all future courses must be selected from Module Two subjects.
3. Modules cannot be changed arbitrarily unless you obtain an English proficiency test score that meets the threshold for a higher module. In that case, you may apply to the Foreign Language Center to switch to a higher module for the next course selection (**but you cannot switch to a lower module**).

# CEFR and NCKU English Module Course Comparison Table

CEFR 與成功大學英語模組課程對照表 NCKU English Module Courses with their CEFR Alignments

114.06.03 113 學年度第 2 次通識教育委員會修正通過

對照模組 課程 (Modules)	牛津英語分級 檢定測驗 (OOPT)	托福 iBT (TOEFL)	托福 ITP (TOEFL)	新制多益 聽力閱讀 (TOEIC)	多益 口說寫作 (TOEIC SW)	全民英檢 (GEPT)		培力英檢 (BESTEP)		創德領思-職場英語 (Linguaskill Business)、 創德領思-實用英語 (Linguaskill General)		雅思 (IELTS)	劍橋大學英語能 力認證分級測驗 (Cambridge Main Suite)	劍橋大學國際 商務英語能力測 驗 (BULATS)
						聽力閱讀	口說寫作	聽力閱讀	口說寫作	聽力閱讀	口說寫作			
模組一 Module 1	0-60 分	0-71 分	0-542分	總分 0-780	總分 0-300	初級~中級初 試通過	初級~中級 複試通過	平均分数 30-99分	總分 240-550分	平均分数 100-159分	總分 200-318 分	2.0 -5.0級	Key (KET) Preliminary (PET)	0-59 分 (ALTE Level 1 and Level 2)
模組二 Module 2	61-89 分	72-82 分	543-626分	總分 785-855	總分 310-350	中高級初試 通過	中高級複試 通過	平均分数 100-129分	總分 560-650 分	平均分数 160-179 分	總分 320-358 分	5.5-6.5級	First (FCE)	60-74 分 (ALTE Level 3)
模組三 Module 3	90分 以上	83分 以上	627分 以上	總分 860 以上	總分 360 以上	高級~優級初 試通過	高級~優級 複試通過	平均分数 130分 以上	總分 660-720 分	平均分数 180 分	總分 360 分	7.0級 以上	Advanced (CAE) Proficiency (CPE)	75分 以上 (ALTE Level 4 and Level 5)
英文 抵免/免修 門檻	免修/抵免 2學分	90分 以上	83 分 以上	627 分 以上	860 分 以上	總分 330分 以上	中高級複試	平均分数 100分 以上	總分 560 分 以上	平均分数 160 分 以上	總分 320 分 以上	6.5 級 以上	FCE	75分 以上
	免修/抵免 4學分	110分 以上	95 分 以上	653 分 以上	945 分 以上	總分 380分 以上	高級初試	平均分数 130分 以上	總分 660分 以上	平均分数 180 分	總分 360 分	7.0 級 以上	CAE	90分 以上

備註：

- 113學年度(含)以前入學之學生，114學年度轉學生(尚未取得原校英文4學分，但持有英文檢定證明正本且分數符合本校抵免標準者)，抵免申請流程、標準及系統皆與免修相同，但抵免之英文課程學分，可直接計入畢業學分。  
114學年度起入學之大一新生，適用免修規定，須另修習領域通識或融合通識課程補足免修之英文課程學分。上述通識課程，若有任何選課疑問，請聯絡通識教育中心或所屬系辦。
- Students enrolled in or before the 2024-25 academic year, including 2025-26 academic year transfer students without 4 English credits from their previous school but holding valid English proficiency certificates meeting NCKU's exemption criteria, follow the same waiver application process and criteria as exemptions. Waived English credits count directly toward graduation.
- Students admitted in or after the 2025-26 academic year who are granted an English course exemption must complete the exempted credits in Area Courses or Comprehensive Courses offered by the Center of General Education. For any questions regarding these General Education courses, please contact the Center of General Education or your department office.
- 牛津英語分級檢定測驗(OOPT)僅作為申請分組或英文免修/抵免之用，若欲以牛津英語分級檢定測驗(OOPT)作為其他英文能力證明，請自行審慎評估，外語中心恕不負責認證之責。  
The Oxford English Placement Test (OOPT) is only for course exemption with credit replacement or module registration. If you wish to use the score on OOPT as proof of your English proficiency, your discretion should be needed. The Foreign Language Center takes no responsibility for the validity.
- 托福ITP於110學年度起適用。托福ITP於110學年度起適用，學生須同時考取多益口說及寫作測驗始得以測驗成績辦理分組或英文學分免修/抵免。僅考取單一項目者，無法辦理分組或英文學分免修/抵免。  
TOEIC Speaking & Writing is effective from Aug. 1, 2022. Students who apply for course exemption with credit replacement or module registration with TOEIC speaking and writing tests must provide both speaking and writing test scores.
- 培力英檢(BESTEP)於112學年度起適用。若以培力英檢口說及寫作測驗申請分組或英文免修/抵免，學生同時考取培力英檢口說及寫作測驗，始得拿成績分組或辦理免修/抵免。僅考取單一項目者，無法辦理分組或英文學分免修/抵免。BEST Test of English Proficiency is effective from Jan. 1, 2024. Students who apply for course exemption with credit replacement or module registration with Speaking & Writing test of BEST Test of English Proficiency must provide both speaking and writing test scores.
- 創德領思(Linguaskill)(包含Linguaskill Business創德領思-職場英語、Linguaskill General 創德領思-實用英語於112學年度起適用。若以創德領思口說及寫作測驗申請分組或英文免修/抵免，學生須同時考取創德領思口說及寫作測驗，始得拿成績分組或辦理免修。僅考取單一項目者，無法辦理分組或英文學分免修/抵免。  
Linguaskill Business and Linguaskill General are effective from Jan. 1, 2024. Students who apply for course exemption with credit replacement or module registration with Speaking & Writing test of Linguaskill Business or Linguaskill General must provide both speaking and writing test scores.



**Start logging into the test**

# Login page *Link: [www.oxfordenglishtesting.com](http://www.oxfordenglishtesting.com)*

OXFORD  
UNIVERSITY PRESS

Register



## Sign in to your account

Please sign in with your Oxford English Testing username and password or register for an account

Username

Password

☒ I have an organisation ID

Sign in

[Forgotten your username or password?](#)



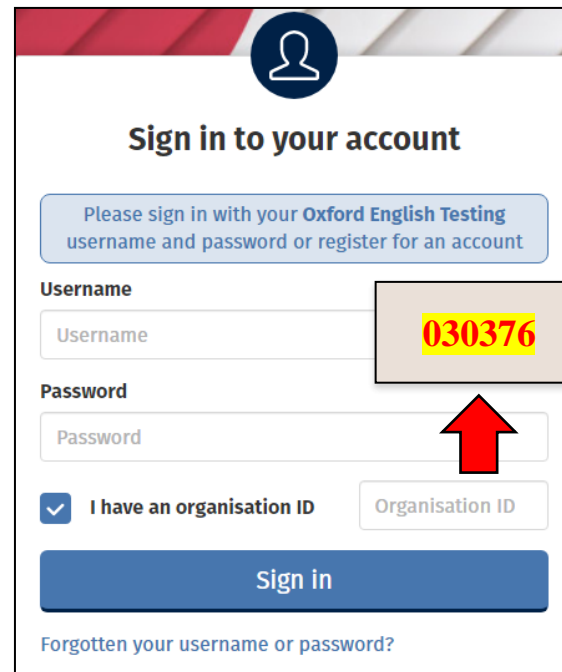
# Look up your account and password to log in to the test system.

Please check "**I have an organisation ID**," enter your account on the OOPT test page, and press "sign in" to proceed to the personal information confirmation screen.

Please follow the instructions of the invigilator. **Do not skip ahead or enter the test prematurely.**

**Student ID**  
**(lowercase letters)**

**Password**  
**(Please see the whiteboard)**



The screenshot shows the login interface for the Oxford English Testing system. At the top, there is a red header with a white user icon. Below it, the text "Sign in to your account" is displayed. A blue button with white text says "Please sign in with your Oxford English Testing username and password or register for an account". The form has two input fields: "Username" and "Password". To the right of the "Username" field, there is a yellow box containing the text "030376". Below the "Password" field, there is a red arrow pointing upwards. At the bottom of the form, there is a checkbox labeled "I have an organisation ID" which is checked, and a text input field labeled "Organisation ID". A large blue button labeled "Sign in" is at the bottom. Below the button, there is a link that says "Forgotten your username or password?".

**Sign in to your account**

Please sign in with your Oxford English Testing username and password or register for an account

Username

Username

030376

Password

Password

☒ I have an organisation ID

Organisation ID

**Sign in**

[Forgotten your username or password?](#)

# Confirm personal information

## Welcome to oxfordenglishtesting.com

Welcome to oxfordenglishtesting.com

Our [Privacy Policy](#) sets out how Oxford University Press handles your personal information, and your rights to object to your personal information being used for marketing to you or being processed as part of our business activities.

We will only use your personal information for providing you with this service.

Before **1** starting your placement test, please complete or confirm this information.

First name	<b>Student ID</b>
Last name	<b>Name</b>
Email	<b>Email</b>

**2**

save

**Please confirm the information is correct before pressing save.**

**Please be sure to change this to the email you use most frequently; otherwise, you won't be able to receive your test results. Also, please check your inbox in case it's being blocked.**

**3**

Cancel

OK



# My tests

[My Tests](#)
[Results](#)

## My tests

Click test name to start (Please note: Pop-ups are required to start the test)

### Status and results

If you have completed your test, and the status is still showing as 'In progress' refresh this page to see your status update. You will then see the message 'You currently do not have access to any tests'.

Alternatively, if a 'Results' tab is visible, navigate to the Results tab to see your status update and view your results. When your results are available the test will show as 'Whole test marked and complete'.

Test	Expiry date	Status
<a href="#">Oxford Online Placement Test</a>	02/09/2025 17:00	In progress

### Detailed checks to be performed:

1) Browser compatibility **Success:** "Your browser meets the minimum requirements."

3) Resolution **Success:** "Your system screen resolution is supported."

Click the test name, and allow pop-up windows to enter the test.



This is an adaptive test. The computer will determine the difficulty of the next question based on whether your previous answer was correct. The options on this screen only determine the difficulty of the first question and do not affect the final test results.



Please select your starting difficulty from the options below. The test will begin at this difficulty level, but will automatically adapt based on your performance as the test progresses:

Computer chooses for you

Low


Medium

High

Please select "**Computer chooses for you.**"

Please enter the test and begin answering.



The background features abstract watercolor washes in shades of beige and light brown, interspersed with fine brown dots and thin, curved line art strokes. The text is positioned on the right side of the image.

**Good luck with  
the exam!**